

Suita Multilingual One Stop Consultation Center

Weather Alerts Have Changed — Now Easier to Understand

気象警報がわかりやすくなりました

Weather alerts have changed and are now easier to understand.

Before the rainy season and typhoon season begin, take a moment to learn about the new weather alert system.





■ Key Changes

① Alert levels are now included in the names of weather warnings and advisories, making it easier to understand what action to take.

Example: (Old) Heavy Rain Warning → (New) Level 3 Heavy Rain Warning

② Extreme weather events, such as linear precipitation bands, will now be announced as “Weather Emergency Alerts.”

Example: (Old) Weather Information on Significant Heavy Rain → (New) Weather Emergency Alert (Linear Precipitation Band Detected)

Alert Level	Disaster Prevention Weather Information				Recommended Action
	River Flooding 	Heavy Rain 	Landslides 	Storm Surge 	
Equivalent to Level 5	Level 5 Flood Emergency Warning	Level 5 Heavy Rain Emergency Warning	Level 5 Landslide Emergency Warning	Level 5 Storm Surge Emergency Warning	Danger to life! Take immediate action to protect yourself
⇓ Evacuate from dangerous areas by Alert Level 4 ⇓					
Equivalent to Level 4	Level 4 Flood Danger Warning	Level 4 Heavy Rain Danger Warning	Level 4 Landslide Danger Warning	Level 4 Storm Surge Danger Warning	Everyone in dangerous areas should evacuate immediately
Equivalent to Level 3	Level 3 Flood Warning	Level 3 Heavy Rain Warning	Level 3 Landslide Warning	Level 3 Storm Surge Warning	Elderly people and those with disabilities who need more time to evacuate should evacuate early.
Equivalent to Level 2	Level 2 Flood Advisory	Level 2 Heavy Rain Advisory	Level 2 Landslide Advisory	Level 2 Storm Surge Advisory	Check evacuation shelters, routes, and timing.
Level 1	Early Advisory				Stay alert and prepare for possible disasters.

⚠ For evacuation orders, please follow announcements issued by Suita City.

■ Be Prepared for Emergencies!

(1) Make sure you can receive disaster information

- Make sure you have reliable ways to receive warnings, advisories, and emergency weather updates, such as the internet, disaster prevention apps, and public address systems.
- When warnings or other alerts are issued, please also make use of tools such as “Kiki Kuru” ([キキクル](#)) which allows you to check hazard levels on a map, as well as time-series information showing how risks are expected to change (including outlooks for warnings and advisories up to the following day).

(2) Prepare emergency evacuation (go-bag) items and emergency stockpiled supplies

- Keep at least three days' worth of food and water.
- Imagine life in an evacuation shelter and prepare accordingly. Households with infants should prepare items such as baby formula and diapers. Households with pets should prepare food and daily care supplies. Those taking medication should prepare their medicine and their medication records. The necessary items vary depending on each household's circumstances.

Please also make use of the Suita City Disaster Preparedness Handbook ([吹田市防災ハンドブック](#) available in [English](#)、[中文](#)、[한국어](#)) and the Kansai Power Outage Information App([関西停電情報アプリ](#)).

■ Contact

Crisis Management Section

Tel: 06-6384-1753

Please contact the [Suita Multilingual One Stop Consultation Center](#) for further inquiries.